

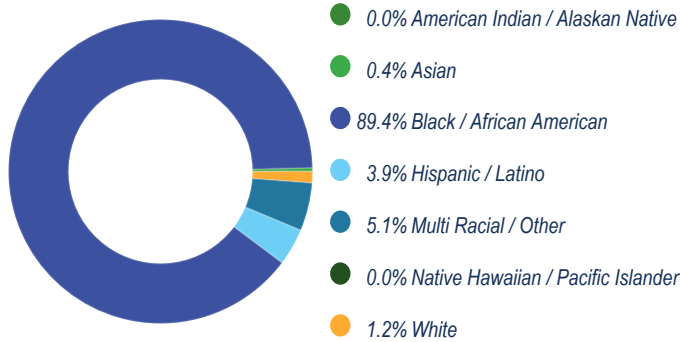


PARKWAY NORTHWEST HIGH SCHOOL

2021-22 SCHOOL PROGRESS REPORT ON EDUCATION AND EQUITY

School Code | 5070 Sector | District Network | Network 4
Principal Name | Mr Jeffrey Macfarland
Address | 6200 Crittenden St
Phone | 215-400-3390 Website | parkwaynw.philasd.org/
Report Type | High School Grades in Report | 9-12
Admissions Category | Criteria-Based
Turnaround Model | N/A
Receives K8 Report | No
Oct 1 Enrollment | 254

Student Enrollment and Demographics



262

Total Number of Students Served for
10+ Days Over the Year

11.8%

% Students with IEPs

2.0%

% English Learners

63.8%

% Economically Disadvantaged

Student Attendance

43.1%

% Students Attending at Least 95%
of Instructional Days

67.2%

% Students Attending at Least 90%
of Instructional Days

| Score Level | Performance | Improvement | Level |
|---|--|-----------------------------|---------------|
| Level 5 | | | |
| Performance <i>At or Above Target in</i> 1 out of 7 Eligible Metrics | | | 14.3 % |
| Improvement Insufficient Data for Score | | | |
| Goal Performance (All Students) GOAL 4 % of 11th Graders Proficient on Algebra, Biology, & Literature Keystones Score: 0.0 % -31.7 pts from 2021-2022 target NOT MEETING no data prior year | | | |
| GOAL 5 % of 12th Grade Career and Technical Education (CTE) Students Meeting Industry Standards Insufficient Sample | | | |
| | American Indian / Alaskan Native Insufficient Data for Score | Insufficient Data for Score | |
| | Asian Insufficient Data for Score | Insufficient Data for Score | |
| | Black / African American Insufficient Data for Score | Insufficient Data for Score | |
| | Hispanic / Latino Insufficient Data for Score | Insufficient Data for Score | |
| | Multi Racial / Other Insufficient Data for Score | Insufficient Data for Score | |
| | Native Hawaiian / Pacific Islander Insufficient Data for Score | Insufficient Data for Score | |
| | White Insufficient Data for Score | Insufficient Data for Score | |
| | English Learners Insufficient Data for Score | Insufficient Data for Score | |
| | Students with IEPs Insufficient Data for Score | Insufficient Data for Score | |
| | Economically Disadvantaged Insufficient Data for Score | Insufficient Data for Score | |

● Meeting Target
● Not Meeting Target

College & Career: Every Student Graduates Ready for College and Careers

Goal 4 - Keystone Proficiency

School Code | 5070 School Name | Parkway Northwest High School

Goal 4: The percentage of students who are proficient on all three state high school assessments (Algebra, Literature, and Biology) by the end of their 11th grade year will grow from 26.1% in August 2019 to 52.0% by August 2026.

% of 11th Graders Proficient on Algebra, Biology, & Literature Keystones

All Students, 58 students

Score: 0.0 %



2021-2022 Target: 31.7 %

-31.7 pts from target

2025-2026 Goal: 52.0 %

-52.0 pts from target

NOT MEETING

no data prior year



- Meeting Target
- Not Meeting Target

American Indian / Alaskan Native

Insufficient Sample

Asian

Insufficient Sample

Black / African American, 49 students

Score: 0.0 %
-31.7 pts from target

NOT MEETING

no data prior year



Hispanic / Latino

Insufficient Sample

Multi Racial / Other

Insufficient Sample

Native Hawaiian / Pacific Islander

Insufficient Sample

White

Insufficient Sample

English Learners

Insufficient Sample

Students with IEPs

Insufficient Sample

Economically Disadvantaged, 37 students

Score: 0.0 %
-31.7 pts from target

NOT MEETING

no data prior year



College & Career: Every Student Graduates Ready for College and Careers

Goal 5 - Career and Technical Education

Graduation and College Readiness

School Code | 5070 School Name | Parkway Northwest High School

Goal 5: The percentage of Career and Technical Education (CTE) students who pass an industry standards-based competency assessment by the end of their 12th grade year will grow from 54.5% in August 2019 to 80.0% in August 2026.

% of 12th Grade CTE Students Meeting Industry Standards

All Students

Insufficient Sample

AP, IB, or Dual Enrollment Course Metrics

| | | |
|---|--|--|
| 1.9 % | 3.9 % | 94.2 % |
| <i>% of Students Meeting Standard on AP Exam, on IB Exam, or in Dual Enrollment Course by End of 12th Grade</i> | <i>% of Students Participating in but Not Meeting Standard on AP Exam, IB Exam, or Dual Enrollment Course by the End of 12th Grade</i> | <i>% of Students Not Participating in AP Exam, IB Exam, or Dual Enrollment Course by the End of 12th Grade</i> |

Other Key Metrics

| | | |
|----------------------------------|---------------------------------|--|
| 80.7 % | 48.0 % | 61.5 % |
| <i>Ninth-Grade On-Track Rate</i> | <i>First-Fall Matriculation</i> | <i>% of Students Completing the FAFSA by End of 12th Grade</i> |

- Meeting Target
- Not Meeting Target

College & Career: Every Student Graduates Ready for College and Careers

Graduation and College Readiness

School Code | 5070 School Name | Parkway Northwest High School

Four-Year Cohort Graduation Rate

All Students, 54 students

Score: 92.6 %



2021-2022 Target: 87.7 %
4.9 pts above target

2025-2026 Goal: 90.0 %
2.6 pts above target



- Meeting Target
- Not Meeting Target

American Indian / Alaskan Native

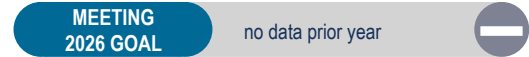
Insufficient Sample

Asian

Insufficient Sample

Black / African American, 49 students

Score: 91.8 %
4.1 pts above target



Hispanic / Latino

Insufficient Sample

Multi Racial / Other

Insufficient Sample

Native Hawaiian / Pacific Islander

Insufficient Sample

White

Insufficient Sample

English Learners

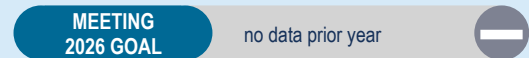
Insufficient Sample

Students with IEPs

Insufficient Sample

Economically Disadvantaged, 41 students

Score: 92.7 %
5.0 pts above target



College & Career: Every Student Graduates Ready for College and Careers

Graduation and College Readiness

School Code | 5070 School Name | Parkway Northwest High School

Four-Year Cohort Drop-Out Rate

Four-Year Cohort Continuation Rate

All Students

3 out of 54 students

Score: 5.6%

All Students

1 out of 54 students

Score: 1.9%

American Indian / Alaskan Native

Insufficient Sample

American Indian / Alaskan Native

Insufficient Sample

Asian

Insufficient Sample

Asian

Insufficient Sample

Black / African American

3 out of 49 students

Score: 6.1%

Black / African American

1 out of 49 students

Score: 2.0%

Hispanic / Latino

Insufficient Sample

Hispanic / Latino

Insufficient Sample

Multi Racial / Other

Insufficient Sample

Multi Racial / Other

Insufficient Sample

Native Hawaiian / Pacific Islander

Insufficient Sample

Native Hawaiian / Pacific Islander

Insufficient Sample

White

Insufficient Sample

White

Insufficient Sample

English Learners

Insufficient Sample

English Learners

Insufficient Sample

Students with IEPs

Insufficient Sample

Students with IEPs

Insufficient Sample

Economically Disadvantaged

2 out of 41 students

Score: 4.9%

Economically Disadvantaged

1 out of 41 students

Score: 2.4%

Climate, Culture & Opportunity

Guardrail 1 - Welcoming and Supportive Schools

School Code | 5070 School Name | Parkway Northwest High School

Guardrail 1: Every school will be a safe, welcoming and healthy place where our students, staff and community want to be and learn each day. This means that our schools will be: 1) environmentally safe and clean; and 2) spaces with inclusive climates that provide students with access to robust social, emotional, and mental health supports.

School Climate Score

Score: 6.4



2021-2022 Target: 7.0
-0.6 pts from target

2025-2026 Goal: 7.0
-0.6 pts from target

NOT MEETING no data prior year

School Climate Survey

7.6/10
Student Rating

Insufficient Sample
Parent Rating

5.8/10
Teacher Rating

School Instruction Score

Score: 7.6



2021-2022 Target: 8.0
-0.4 pts from target

2025-2026 Goal: 8.0
-0.4 pts from target

NOT MEETING no data prior year

School Instruction Survey

8.1/10
Student Rating

Insufficient Sample
Parent Rating

7.1/10
Teacher Rating

- Meeting Target
- Not Meeting Target



Yes



School Has at Least 2 Behavioral/Mental Health Support FTEs per 500 Students

Climate, Culture & Opportunity

Guardrail 1 - Welcoming and Supportive Schools

School Code | 5070 School Name | Parkway Northwest High School

Guardrail 1: Every school will be a safe, welcoming and healthy place where our students, staff and community want to be and learn each day. This means that our schools will be: 1) environmentally safe and clean; and 2) spaces with inclusive climates that provide students with access to robust social, emotional, and mental health supports.

| % of Students Attending at Least 95% of Instructional Days | % of Students Attending | |
|---|--|--|
| <p>All Students: 262 Students</p> <p style="text-align: center;">Score: 43.1 %</p>  <p>2021-2022 Target: 52.9 % -9.8 pts from target</p> <p>2025-2026 Goal: 60.0 % -16.9 pts from target</p> <p>NOT MEETING no data prior year</p> | <p>Greater Than 95% of Instructional Days 43.1 %</p> | <p>90-95% of Instructional Days 24.1 %</p> |
| <p>All Students: 262 Students</p> <p style="text-align: center;">Score: 67.2 %</p>  <p>2021-2022 Target: 82.3 % -15.1 pts from target</p> <p>2025-2026 Goal: 94.0 % -26.8 pts from target</p> <p>NOT MEETING no data prior year</p> | <p style="text-align: center;">Additional Metrics</p> | |
| | <p style="text-align: center;">33.3%</p> <p style="text-align: center;"><i>% of Teachers Attending at Least 95% of Work Days (Cumulative)</i></p> | <p style="text-align: center;">83.3%</p> <p style="text-align: center;"><i>Teacher Annual Retention</i></p> |
| | <p style="text-align: center;">66.7%</p> <p style="text-align: center;"><i>% of Teachers Receiving a Proficient MMS Rating</i></p> | <p style="text-align: center;">33.3%</p> <p style="text-align: center;"><i>% of Teachers Receiving a Distinguished MMS Rating</i></p> |

- Meeting Target
- Not Meeting Target

Climate, Culture & Opportunity

Guardrail 2 - Enriching and Well-rounded School Experiences

Guardrail 3 - Partnering with Parents / Family Members

School Code | 5070 School Name | Parkway Northwest High School

Guardrail 2: Every student will have a well-rounded education with co-curricular opportunities, including arts and athletics, integrated into the school experience.

Guardrail 3: Every parent and guardian will be welcomed and encouraged to be partners in their child's school community.

% of Students Participating in Co-Curricular / Athletics Activities

School Relationship Score

*% of Students
Participating in Co-
Curricular / Athletics
Activities*

Data Unavailable

Insufficient Sample

Additional Metrics



Yes

School Has a SAC/Parent Advisory Group



Yes

School Has a SAC/Parent Advisory Group That Meets Regularly



4

Number of SAC/Parent Advisory Group Meetings

- Meeting Target
- Not Meeting Target

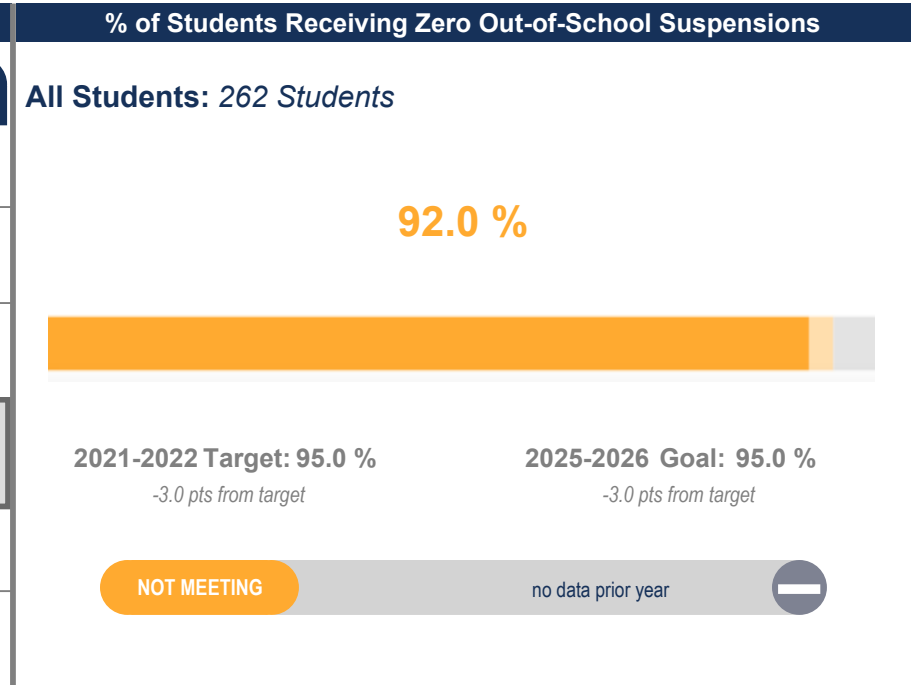
Climate, Culture & Opportunity

Guardrail 4 - Addressing Racist Practices

School Code | 5070 School Name | Parkway Northwest High School

Guardrail 4: Our students' potential will not be limited by practices that perpetuate systemic racism and hinder student achievement.

| Suspension Disproportionality | | | |
|------------------------------------|------------------------------------|--------------|---|
| | % of Enrollment (Total Enrollment) | | % of Suspensions Given to Each Subgroup |
| All Students | (254) | | |
| American Indian / Alaskan Native | 0.0 % | (0) | 0.0 % |
| Asian | 0.4 % | (1) | 0.0 % |
| Black / African American | 89.4 % | (227) | 92.3 % |
| Hispanic / Latino | 3.9 % | (10) | 3.8 % |
| Multi Racial / Other | 5.1 % | (13) | 3.8 % |
| Native Hawaiian / Pacific Islander | 0.0 % | (0) | 0.0 % |
| White | 1.2 % | (3) | 0.0 % |
| English Learners | 2.0 % | (5) | 0.0 % |
| Students with IEPs | 11.8 % | (30) | 19.2 % |
| Economically Disadvantaged | 63.8 % | (162) | 88.5 % |



Disproportionality in AP, IB, and Dual Enrollment Courses

| All Students | Black / African American | Hispanic / Latino |
|--------------|--------------------------|-------------------|
| 5.8 % | 6.4 % | 0.0 % |

- Meeting Target
- Not Meeting Target